


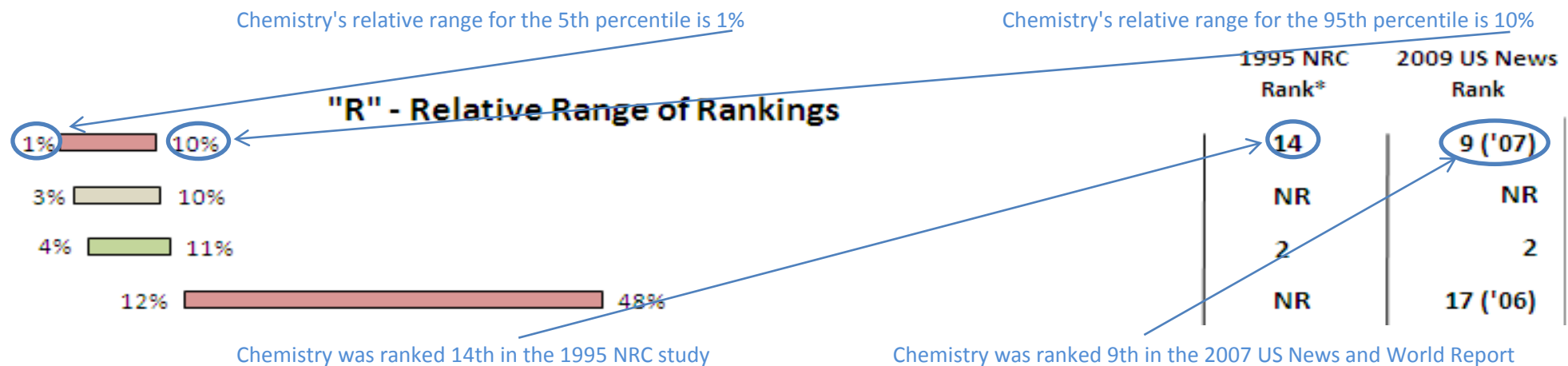
Overview of the 2010 NRC Range of Rankings for NU Doctoral Programs

The last NRC study, in 1995, yielded a singular ranking for each doctoral program. This time, however, the NRC is providing a range of rankings for programs assessed in their study. The ranges of rankings reflect the distribution of rankings calculated at the 5th and 95th percentiles. Therefore the ranges contain 90% of the each program's actual rankings, as calculated by the NRC. The range of rankings are derived from 2 main measures of overall quality and 3 additional dimensions. The first overall ranking measure is referred to as "R", and is a regression-based ranking using faculty reputational ratings. The second overall ranking is the "S" ranking, which is considered to be a survey-based ranking that asked faculty for importance ratings on 21 program characteristics. The 3 additional dimensions are derived for Research Activity (RA), Student Support and Outcomes (SS), and Diversity (D). In total, these 5 ranges of rankings provide various measures of quality for each program.

To best understand these ranges of rankings, we've provided 5 graphs for each quality measure and include actual and relative rankings. The actual rankings provided by the NRC are at the 5th and 95th percentiles. The relative range of rankings represents the range of rankings as scaled by the number of programs ranked. This gives us a better idea of the range of rankings for each program, based on the size of program groups. Also provided are the number of programs and comparison rankings from previous assessments (NRC 1995 and 2009 US News and World Report). Please refer to the examples below to help interpret the graphical summaries that follow.



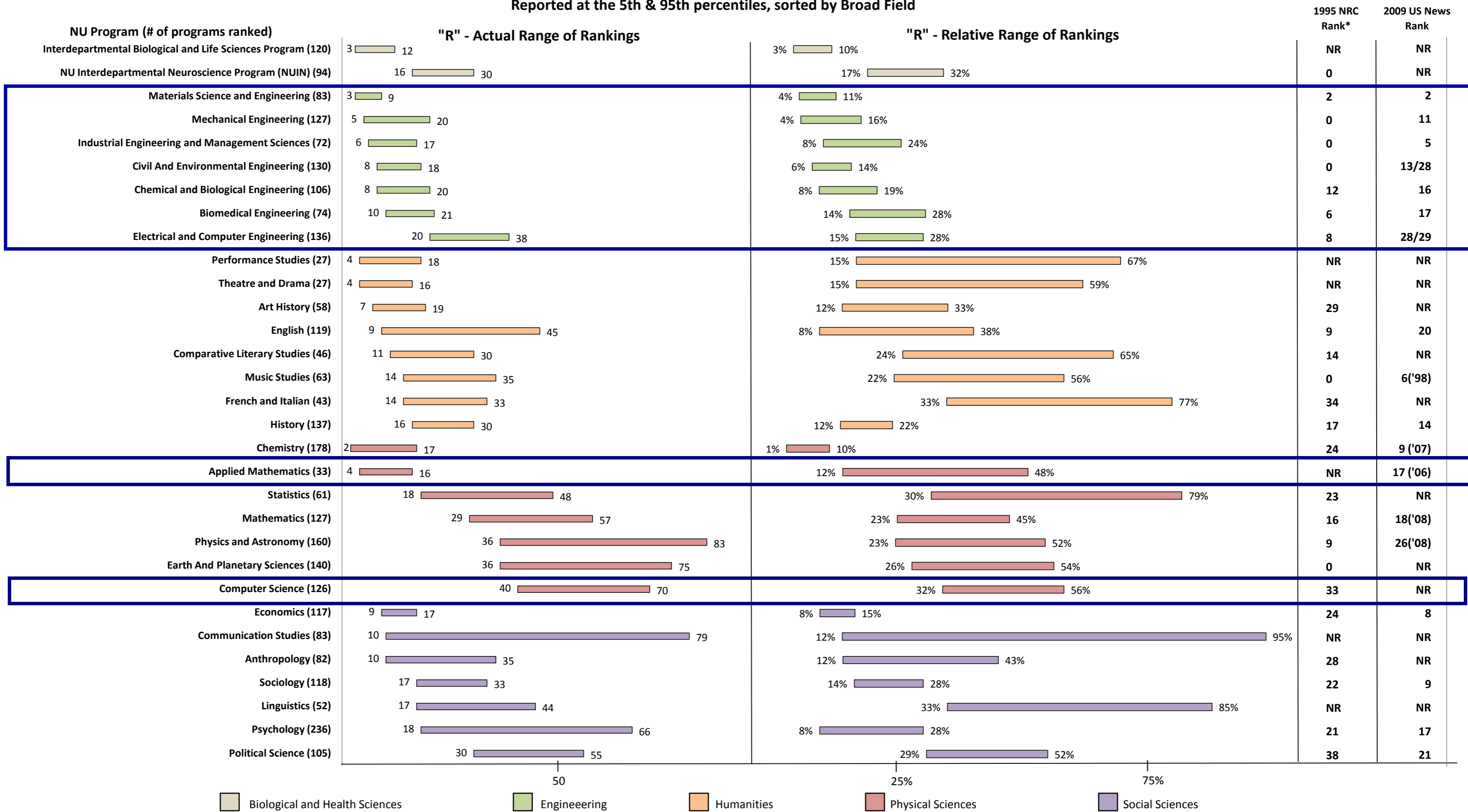
Based on the examples above, Chemistry's range of rankings is 2 to 17. Therefore 90% of the rankings calculated for Chemistry fall between 2 and 17.



The relative range of rankings for NU Chemistry is 1% to 10%. This means that of the 178 Chemistry programs ranked, NU's Chemistry program is ranked in the top 1% at the 5th percentile. Similarly, of the 178 Chemistry programs, NU's Chemistry program is ranked in the top 10% for the 95th percentile. Also stated above, NU's Chemistry program was ranked 14th overall in the 1995 NRC study. Note that in the last two columns, "NR" means "Not Ranked". For the 2009 US News and World Rankings column, dates other than 2009 are placed in parentheses. Also note that the colors of the bars in the chart distinguish the program's broad field.

Overall NRC Assessment of Research Doctorate Programs at Northwestern University, 2010

"R" (Regression-Based) Rankings Reported at the 5th & 95th percentiles, sorted by Broad Field



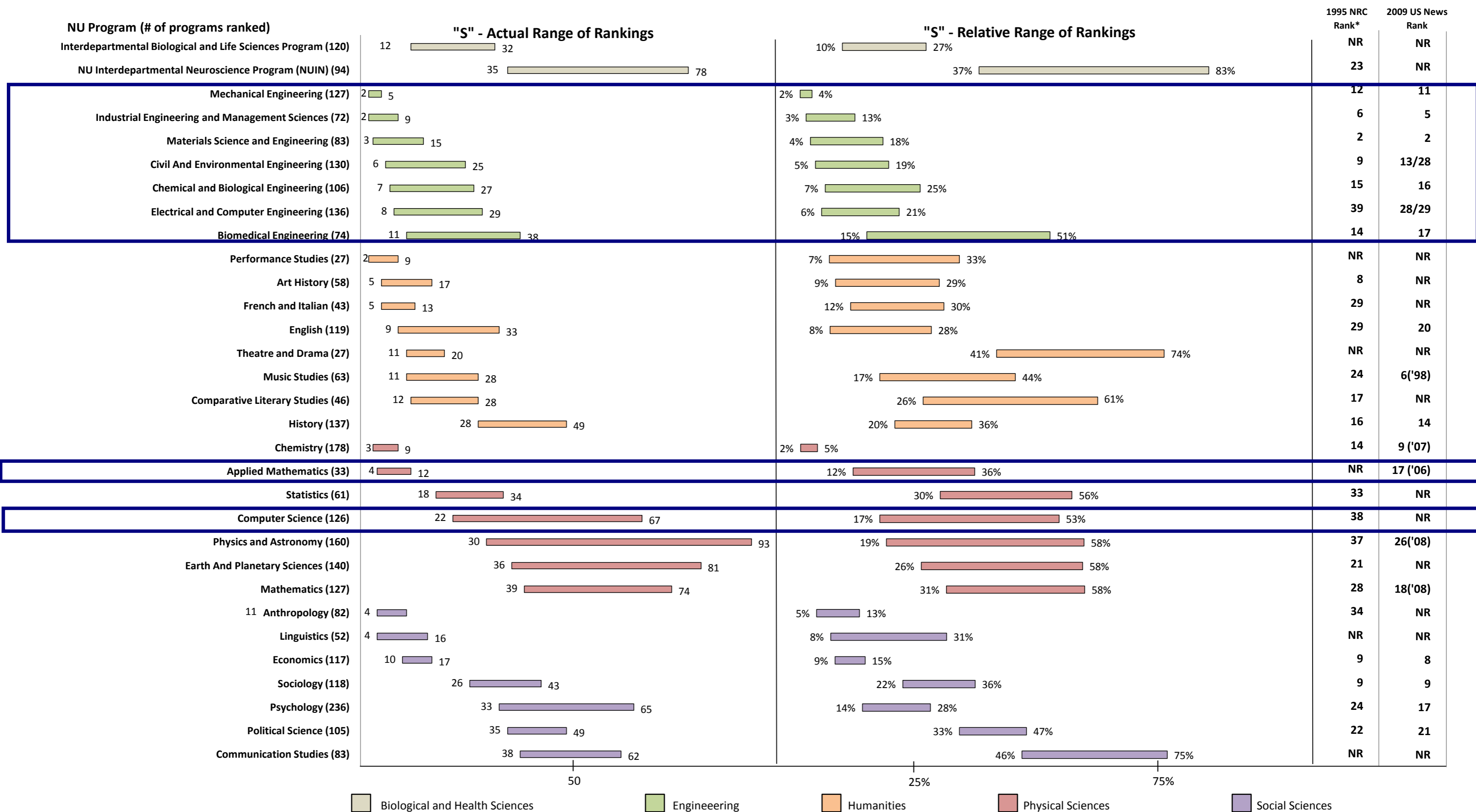
Actual: The actual range of rankings provides the range of rankings at the 5th and 95th percentile.
For example, Chemistry is ranked 2nd (at the 5th percentile) and 17th (at the 95th percentile) among 178 other programs in the discipline.

Relative: The relative range of rankings provides the range of rankings adjusted for the number of programs rated.
For example, Chemistry is ranked in the top 1% (at the 5th percentile) of all programs and in the top 10% (at the 95th percentile) among all programs in the discipline.

*In 1995 the NRC ranked each doctoral program singularly.

**Overall
NRC Assessment of Research Doctorate Programs at Northwestern University, 2010**

**"S" (Survey-Based) Rankings
Reported at the 5th & 95th percentiles, sorted by Broad Field**



Actual: The actual range of rankings provides the range of rankings at the 5th and 95th percentile.

For example, Chemistry is ranked 3rd (at the 5th percentile) and 9th (at the 95th percentile) among 178 other programs in the discipline.

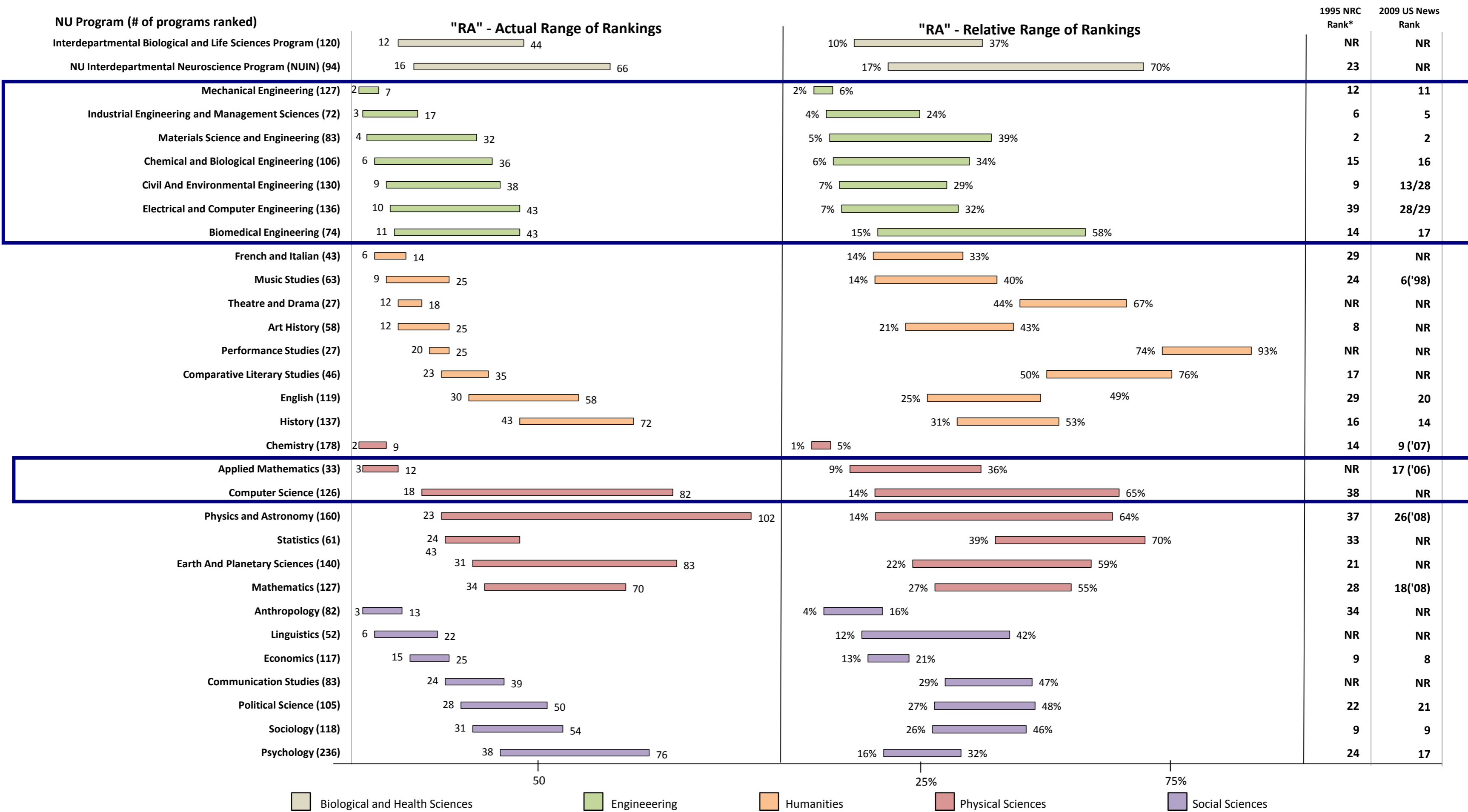
Relative: The relative range of rankings provides the range of rankings adjusted for the number of programs rated.

For example, Chemistry is ranked in the top 2% (at the 5th percentile) of all programs and in the top 5% (at the 95th percentile) among all programs in the discipline.

*In 1995 the NRC ranked each doctoral program singularly.

NRC Assessment of Research Doctorate Programs at Northwestern University, 2010

Research Activity Rankings Reported at the 5th & 95th percentiles, sorted by Broad Field



Actual: The actual range of rankings provides the range of rankings at the 5th and 95th percentile.

For example, Chemistry is ranked 2nd (at the 5th percentile) and 9th (at the 95th percentile) among 178 other programs in the discipline.

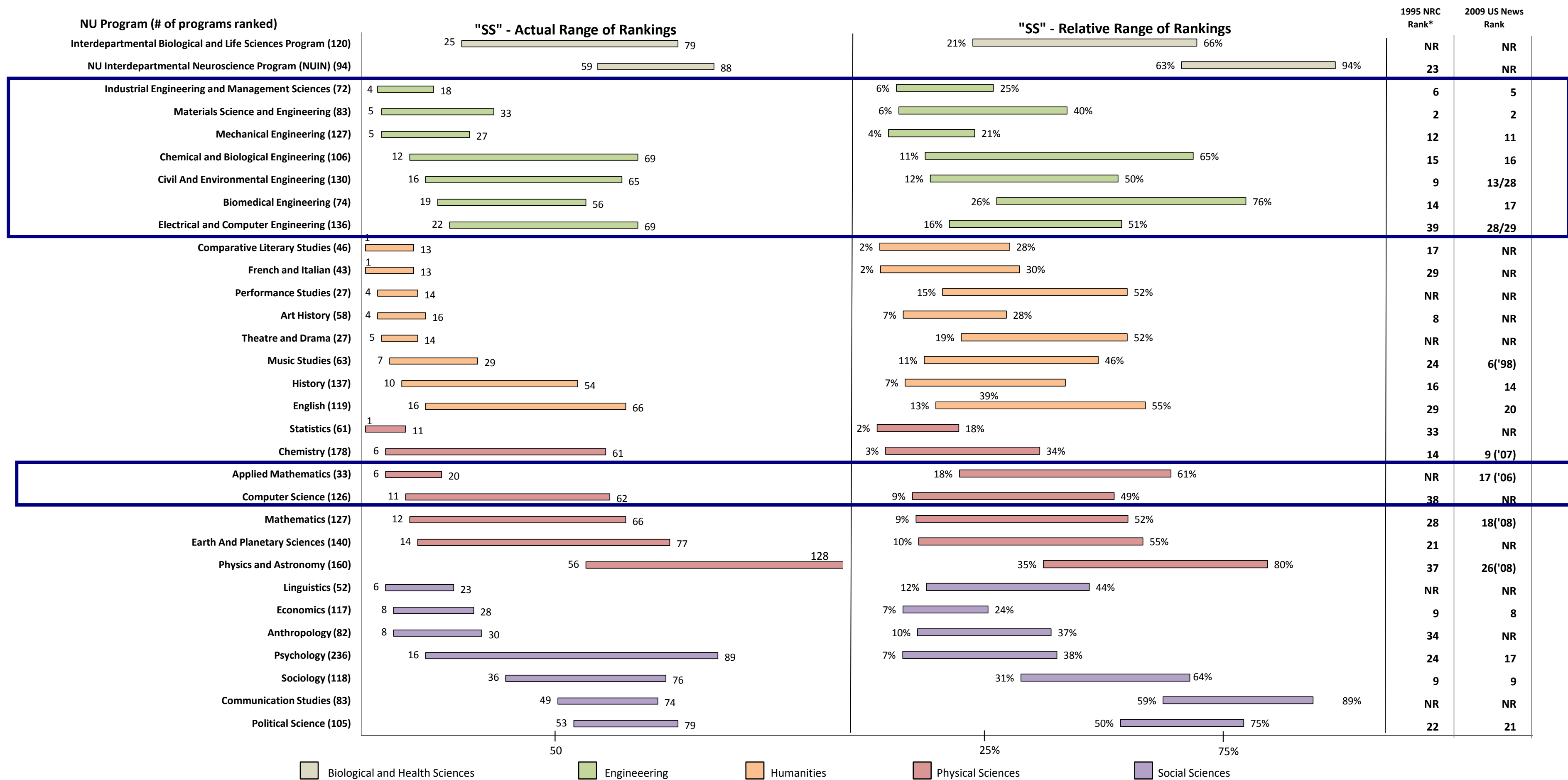
Relative: The relative range of rankings provides the range of rankings adjusted for the number of programs rated.

For example, Chemistry is ranked in the top 1% (at the 5th percentile) of all programs and in the top 5% (at the 95th percentile) among all programs in the discipline.

*In 1995 the NRC ranked each doctoral program singularly.

NRC Assessment of Research Doctorate Programs at Northwestern University, 2010

Student Support and Outcomes Rankings Reported at the 5th & 95th percentiles, sorted by Broad Field



Actual: The actual range of rankings provides the range of rankings at the 5th and 95th percentile.

For example, Chemistry is ranked 6th (at the 5th percentile) and 61st (at the 95th percentile) among 178 other programs in the discipline.

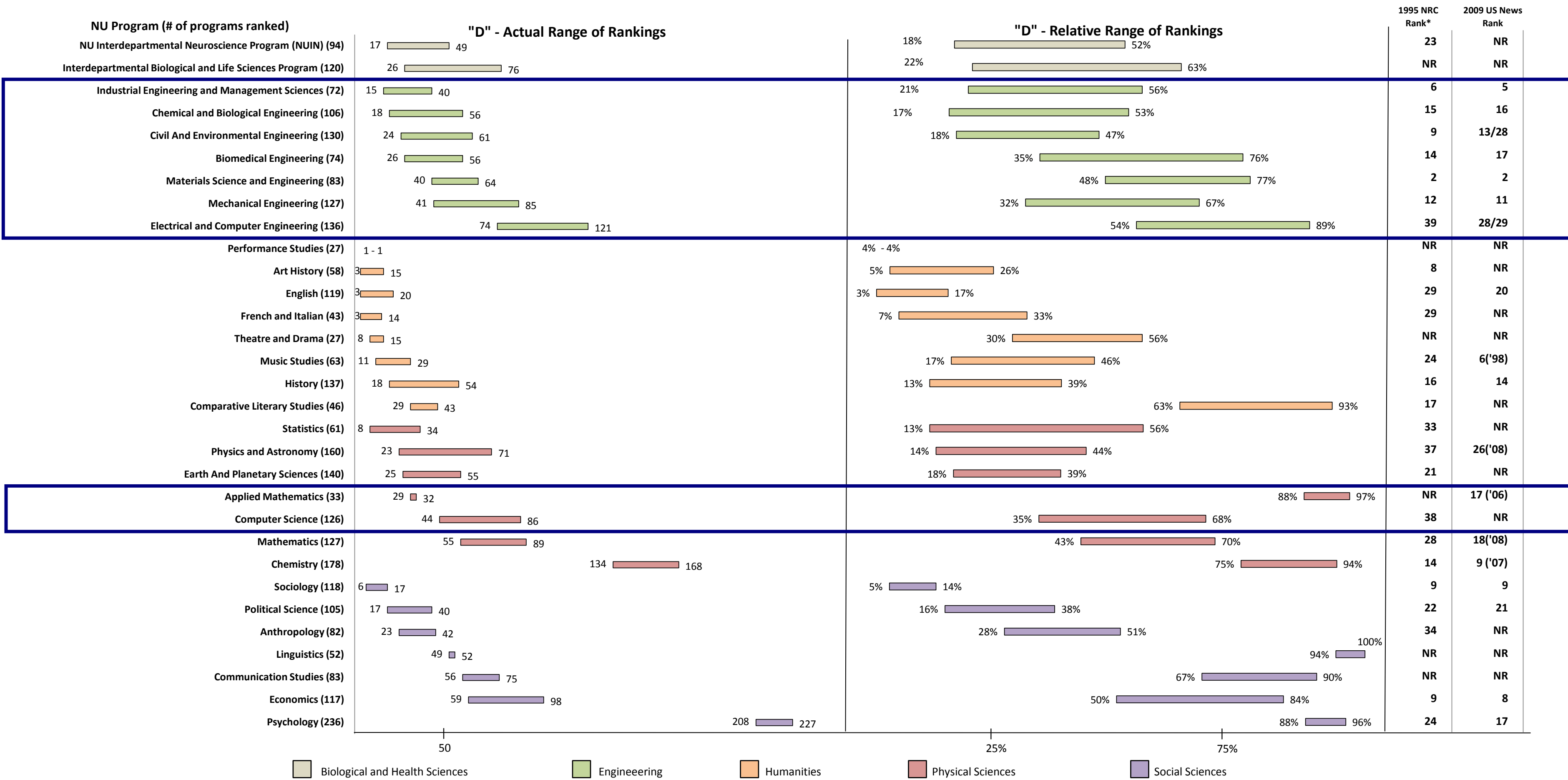
Relative: The relative range of rankings provides the range of rankings adjusted for the number of programs rated.

For example, Chemistry is ranked in the top 3% (at the 5th percentile) of all programs and in the top 35% (at the 95th percentile) among all programs in the discipline.

*In 1995 the NRC ranked each doctoral program singularly.

NRC Assessment of Research Doctorate Programs at Northwestern University, 2010

Diversity Rankings Reported at the 5th & 95th percentiles, sorted by Broad Field



Actual: The actual range of rankings provides the range of rankings at the 5th and 95th percentile.
 For example, Chemistry is ranked 134th (at the 5th percentile) and 168th (at the 95th percentile) among 178 other programs in the discipline.

Relative: The relative range of rankings provides the range of rankings adjusted for the number of programs rated.
 For example, Chemistry is ranked in the top 75% (at the 5th percentile) of all programs and in the top 90% (at the 95th percentile) among all programs in the discipline.

*In 1995 the NRC ranked each doctoral program singularly.